

GEMMA LINE COPPER

Induction Hobs

Code: I439 N18

TABLE CUISSON INDUCTION GEMMA LIGNE INOX



DETAILS

Coloring Copper

Kind of Edge Full - h 4mm

Material AISI 304 stainless steel

Material Ceramic glass

Thickness 4 mm

Supply 230 - 380 V (50/60 Hz)

Dimensions 1080x490 mm

Full description Quadra Modular Composition - 3 fields - black

Heating element Three zones

Built-in hole [View technical data sheet](#)

Width 108 cm

Notes: Connection box included

Total power 6.700 W

Left 2.300 (3.000)* W

Centre 1.100 (1.400)* W

Right 2.300 (3.000)* W

Power settings 9 power settings per zone + Powerboost

Safety Safety equipment

Type Induction Hob

Type of commands Touch Control

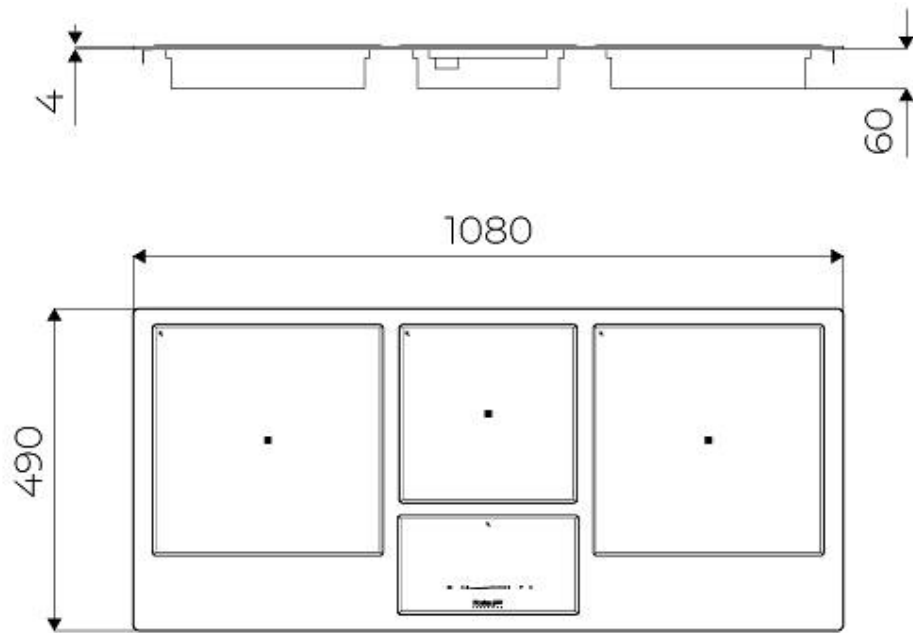
Notes: * Powerboost


FEATURES

Powerboost Booster function provides increased power to the selected plate. In particular, when the Booster is activated, the plate works for ten minutes at a very high power that allows to heat quickly large quantities of water.

Pot detector	All induction cooker hobs detect the pot resting on them, but they also calculate the area they cover. This system allows the energy to be used even more efficiently. Moreover, the plates switch off automatically when the pot is removed.
Smart fan system	Correct ventilation is essential for the induction hob to function in the best possible way. The Foster system automatically regulates the amount of ventilation to suit the temperatures reached.
End-of-cooking programming	All operations are programmed by means of the touch-control on the glass itself. Each cooking plate is capable of independent programming, and thus the possibility to set different cooking times.
Slider commands	The Slider control allows for extremely quick temperature setting: with a light touch of the finger you may select the desired power level on the TOUCH display.
Timer	Independent timer from the end-of-cooking function.
Heat maintenance	Function that allows the food to be kept warm gently (70° C), without reaching boiling temperatures or risking to burn the sauce.
Go&stop function	This device initially turns on the plates at maximum power until the selected temperature has been reached.
Recall	This feature allows you to call back the last settings selected in the previous cooking.
Pause	Useful function that allows you to distract your attention from cooking, interrupting and restoring the settings immediately.
Safety	All electric cooker hobs feature the most modern and sophisticated safety protections: Centralised power-off function; Child-proof safety lock; Residual heat warning lights. Induction models feature the following functions: Safety System that turn off the hob in the absence of the pot; Overflow detector that automatically turns off the plate in case of liquid overflow; Automatic deactivation to prevent accidents caused by forgetfulness.


TECHNICAL DATA





FTS - cut out

FT - cut out



RECOMMENDED PAIRINGS



**SUPPORT DE PRISE VERSO
COPPER**
A000 A18